



**Natural stone – Water absorption**

REPORT Nº: **232940PN003** DATE: **13-03-2023** PAGE: **1/2**

PETITIONER: **Kurun Kivi Oy**  
**Kapeentie 1245, 34260 Terälahti. (Finland)**

SAMPLE IDENTIFICATION:

Date of delivery **03-01-2023**  
Description **6 cubic specimens of nominal dimensions 50x50x50 mm**  
Commercial name \* **Ori Grey**  
Petrographic definition \* **Granite**  
Place of quarrying \* **Rappuvuori, Orivesi, Finland**  
Supplier \* **Kurun Kivi Oy**  
Sampled by \* **Petri Peltola (18-11-2022)**

\* Information declared by the petitioner

TEST METHOD: **EN 13755:2008 Natural stone test methods. Determination of water absorption at atmospheric pressure**

Deviations –  
Specimen preparation –  
Place of testing **Centro Tecnológico del Mármol**  
Dates of testing **01-02-2023 / 09-02-2023**





## TEST REPORT

### Natural stone – Water absorption

REPORT Nº: **232940PN003**

DATE: **13-03-2023**

PAGE: **2/2**

#### RESULTS:

Specimen	01	02	03	04	05	06
Water absorption, $A_b$ (%)	0,2	0,2	0,2	0,2	0,2	0,2
Mean value of water absorption, $\bar{A}_b$	0,2 %					

Remarks: The uncertainties are calculated and at the client's disposal  
The results are expressed to the nearest 0,1 %

#### DISCLAIMER:

The laboratory is not responsible for the sampling or for the information declared by the client. The results refer only to the sample received at the laboratory, on the expressed date.  
This report shall not be reproduced, except in full, without the written consent of the laboratory.

Digitally signed by

Antonio Molina  
Director Técnico

**Natural stone – Apparent density and open porosity**

REPORT Nº: **232940PN004A** DATE: **13-03-2023**

PAGE: **1/2**

PETITIONER: **Kurun Kivi Oy**  
**Kapeentie 1245, 34260 Terälahti. (Finland)**

SAMPLE IDENTIFICATION:

Date of delivery **03-01-2023**  
Description **6 cubic specimens of nominal dimensions 50x50x50 mm**  
Commercial name \* **Ori Grey**  
Petrographic definition \* **Granite**  
Place of quarrying \* **Rappuvuori, Orivesi, Finland**  
Supplier \* **Kurun Kivi Oy**  
Sampled by \* **Petri Peltola (18-11-2022)**

\* Information declared by the petitioner

TEST METHOD: **EN 1936:2007 Natural stone test methods. Determination of real density and apparent density, and of total and open porosity. Section 8.1**

Deviations –  
Specimen preparation –  
Place of testing **Centro Tecnológico del Mármol**  
Dates of testing **23-01-2023 / 27-01-2023**





## TEST REPORT

### Natural stone – Apparent density and open porosity

REPORT Nº: **232940PN004A** DATE: **13-03-2023**

PAGE: **2/2**

#### RESULTS:

Specimen	07	08	09	10	11	12
Apparent density, $\rho_b$ (kg/m <sup>3</sup> )	2610	2610	2610	2610	2610	2610
Open porosity, $p_o$ (%)	0,6	0,6	0,6	0,6	0,6	0,6
Mean value of apparent density, $\bar{\rho}_b$	2610 kg/m <sup>3</sup>					
Mean value of open porosity, $\bar{p}_o$	0,6 %					

Remarks: The uncertainties are calculated and at the client's disposal  
The results of density are expressed to the nearest 10 kg/m<sup>3</sup>  
The results of porosity are expressed to the nearest 0,1 %

#### DISCLAIMER:

The laboratory is not responsible for the sampling or for the information declared by the client. The results refer only to the sample received at the laboratory, on the expressed date.  
This report shall not be reproduced, except in full, without the written consent of the laboratory.

Digitally signed by

Antonio Molina  
Director Técnico

**Natural stone – Abrasion resistance (Capon method)**

REPORT Nº: **232940PN006**

DATE: **13-03-2023**

PAGE: **1/2**

PETITIONER: **Kurun Kivi Oy**  
**Kapeentie 1245, 34260 Terälahti. (Finland)**

SAMPLE IDENTIFICATION:

Date of delivery **03-01-2023**  
Description **6 honed slabs of 150x150x30 mm**  
Commercial name \* **Ori Grey**  
Petrographic definition \* **Granite**  
Place of quarrying \* **Rappuvuori, Orivesi, Finland**  
Supplier \* **Kurun Kivi Oy**  
Sampled by \* **Petri Peltola (18-11-2022)**  
Planes of anisotropy \* **–**

\* Information declared by the petitioner

TEST METHOD: **EN 14157:2017 Natural stone test methods. Determination of the abrasion resistance. Section 3**

Deviations **–**  
Specimen preparation **–**  
Calibration factor **0,3 mm**  
Place of testing **Centro Tecnológico del Mármol**  
Dates of testing **15-02-2023 / 20-02-2023**





## TEST REPORT

### Natural stone – Abrasion resistance (Capon method)

REPORT Nº: **232940PN006**

DATE: **13-03-2023**

PAGE: **2/2**

#### RESULTS:

Specimen	13	14	15	16	17	18
Groove lengths (mm)	17,0	17,0	17,0	16,5	17,0	16,5
	17,0	17,0	17,0	17,0	17,0	17,0
Mean value of groove length	17,0 mm					
Standard deviation	0,1 mm					
Higher expected value, $E_H$	17,5 mm					

Remarks: The uncertainties are calculated and at the client's disposal  
The results are expressed to the nearest 0,5 mm  
According to EN 14157, only the biggest grooves of each specimen are considered

#### DISCLAIMER:

The laboratory is not responsible for the sampling or for the information declared by the client. The results refer only to the sample received at the laboratory, on the expressed date.  
This report shall not be reproduced, except in full, without the written consent of the laboratory.

Digitally signed by

Antonio Molina  
Director Técnico

**Natural stone – Frost resistance (technological test)**

REPORT Nº: **232940PN008B** DATE: **13-03-2023**

PAGE: **1/4**

PETITIONER: **Kurun Kivi Oy**  
**Kapeentie 1245, 34260 Terälahti. (Finland)**

SAMPLE IDENTIFICATION:

Date of delivery **03-01-2023**  
Description **2 sets of 10 specimens of nominal dimensions 300x50x50 mm**  
Commercial name \* **Ori Grey**  
Petrographic definition \* **Granite**  
Place of quarrying \* **Rappuvuori, Orivesi, Finland**  
Supplier \* **Kurun Kivi Oy**  
Sampled by \* **Petri Peltola (18-11-2022)**  
Planes of anisotropy \* **–**

\* Information declared by the petitioner

TEST METHOD: **EN 12371:2010 Natural stone test methods. Determination of frost resistance. Section 7.3.1**

Deviations **–**  
Specimen preparation **–**  
Conditioning **Drying in oven at 70±5°C to constant mass**  
Load direction **–**  
Place of testing **Centro Tecnológico del Mármol**  
Dates of testing **23-01-2023 / 01-03-2023**



Natural stone – Frost resistance (technological test)

REPORT Nº: **232940PN008B** DATE: **13-03-2023**

PAGE: **2/4**

RESULTS:

Set 1 (not subjected to freeze-thaw cycles)

Specimen	49	50	51	52	53	54	55	56	57	58
Breaking thickness, $h$ (mm)	49,9	50,4	50,7	50,5	51,2	50,7	50,4	51,0	50,1	49,9
Breaking width, $b$ (mm)	51,7	51,4	51,3	50,4	51,0	51,9	50,3	51,1	51,3	51,1
Span, $l$ (mm)	250,0	250,0	250,0	250,0	250,0	250,0	250,0	250,0	250,0	250,0
Load increase (MPa/s)	0,24	0,24	0,24	0,24	0,23	0,23	0,24	0,24	0,24	0,25
Breaking load, $F$ (N)	5120	4810	4580	5200	5010	5310	5190	5090	5290	5180
Distance fracture to centre (mm)	4,1	0,3	6,9	5,0	7,3	4,2	2,9	1,9	12,0	5,9
Flexural strength, $R_{tf}$ (MPa)	14,9	13,8	13,1	15,2	14,1	15,0	15,2	14,4	15,4	15,2

Set 2 (subjected to 56 freeze-thaw cycles)

Specimen	19	20	21	22	23	24	25	26	27	28
Breaking thickness, $h$ (mm)	50,8	51,0	50,8	50,3	49,3	51,1	50,9	50,6	51,0	50,8
Breaking width, $b$ (mm)	50,1	50,6	50,4	50,7	51,3	51,1	51,2	50,7	51,8	51,3
Span, $l$ (mm)	250,0	250,0	250,0	250,0	250,0	250,0	250,0	250,0	250,0	250,0
Load increase (MPa/s)	0,24	0,24	0,24	0,24	0,25	0,23	0,24	0,24	0,23	0,24
Breaking load, $F$ (N)	5040	5370	5200	5380	5220	5340	5260	4970	5680	5260
Distance fracture to centre (mm)	4,9	6,1	6,2	8,0	13,0	3,9	3,6	1,6	1,3	1,6
Flexural strength, $R_{tf}$ (MPa)	14,6	15,3	15,0	15,7	15,7	15,0	14,9	14,4	15,8	14,9





## TEST REPORT

### Natural stone – Frost resistance (technological test)

REPORT Nº: **232940PN008B** DATE: **13-03-2023**

PAGE: **3/4**

Mean value of flexural strength,  $F_0$

**14,6 MPa**

Standard deviation,  $s$

**0,8 MPa**

Mean value of flexural strength after 56 cycles,  $F_{56}$

**15,1 MPa**

Standard deviation,  $s$

**0,5 MPa**

Decrease of flexural strength after 56 cycles

**0,0 %**

Remarks: The uncertainties are calculated and at the client's disposal

The sample received consisted of 20 undifferentiated specimens. The separation between the two sets of 10 specimens to be tested, was carried out at random by the laboratory

#### DISCLAIMER:

The laboratory is not responsible for the sampling or for the information declared by the client. The results refer only to the sample received at the laboratory, on the expressed date.

This report shall not be reproduced, except in full, without the written consent of the laboratory.

Digitally signed by


Antonio Molina  
Director Técnico

## Natural stone – Frost resistance (technological test)


REPORT Nº: 232940PN008B DATE: 13-03-2023

PAGE: 4/4

Set 2 before freeze-thaw cycles



Set 2 after 56 freeze-thaw cycles



**Natural stone – Frost resistance (technological test)**

REPORT Nº: **232940PN008D** DATE: **13-03-2023**

PAGE: **1/4**

PETITIONER: **Kurun Kivi Oy**  
**Kapeentie 1245, 34260 Terälahti. (Finland)**

SAMPLE IDENTIFICATION:

Date of delivery **03-01-2023**  
Description **2 sets of 10 cubic specimens of nominal dimensions 70x70x70 mm**  
Commercial name \* **Ori Grey**  
Petrographic definition \* **Granite**  
Place of quarrying \* **Rappuvuori, Orivesi, Finland**  
Supplier \* **Kurun Kivi Oy**  
Sampled by \* **Petri Peltola (18-11-2022)**  
Planes of anisotropy \* **–**

\* Information declared by the petitioner

TEST METHOD: **EN 12371:2010 Natural stone test methods. Determination of frost resistance. Section 7.3.1**

Deviations **–**  
Specimen preparation **–**  
Conditioning **Drying in oven at 70±5°C to constant mass**  
Load direction **–**  
Place of testing **Centro Tecnológico del Mármol**  
Dates of testing **23-01-2023 / 01-03-2023**





## TEST REPORT

Centro Tecnológico  
del mármol

**Natural stone – Frost resistance (technological test)**

REPORT Nº: **232940PN008D** DATE: **13-03-2023**

PAGE: **2/4**

## RESULTS:

Set 1 (not subjected to freeze-thaw cycles)

Specimen	39	40	41	42	43	44	45	46	47	48
Average width of faces, $\bar{l}$ (mm)	71,3	71,2	72,3	70,7	72,2	70,7	71,4	70,6	72,2	70,5
Height, $h$ (mm)	71,3	70,7	70,9	71,2	71,2	71,3	71,2	71,4	70,8	70,9
Breaking load, $F$ (kN)	1090	1090	1080	820	1180	1100	1100	1090	1110	1060
Compressive strength, $R$ (MPa)	215	214	206	165	225	219	216	219	213	213

Set 2 (subjected to 56 freeze-thaw cycles)

Specimen	29	30	31	32	33	34	35	36	37	38
Average width of faces, $\bar{l}$ (mm)	71,8	72,2	71,2	72,2	71,0	72,0	71,2	70,7	72,2	71,1
Height, $h$ (mm)	71,3	71,0	72,9	71,4	71,1	70,9	70,8	71,0	70,8	71,3
Breaking load, $F$ (kN)	1190	1050	1090	1190	1070	1050	1090	1020	1150	1120
Compressive strength, $R$ (MPa)	231	201	214	229	213	203	216	204	221	220



## TEST REPORT

### Natural stone – Frost resistance (technological test)

REPORT Nº: **232940PN008D** DATE: **13-03-2023**

PAGE: **3/4**

Mean value of compressive strength,  $R_0$

**211 MPa**

Standard deviation,  $s$

**17 MPa**

Mean value of compressive strength after 56 cycles,  $R_{56}$

**215 MPa**

Standard deviation,  $s$

**11 MPa**

Decrease of compressive strength after 56 cycles

**0,0 %**

Remarks: The uncertainties are calculated and at the client's disposal

The sample received consisted of 20 undifferentiated specimens. The separation between the two sets of 10 specimens to be tested, was carried out at random by the laboratory

#### DISCLAIMER:

The laboratory is not responsible for the sampling or for the information declared by the client. The results refer only to the sample received at the laboratory, on the expressed date.

This report shall not be reproduced, except in full, without the written consent of the laboratory.

Digitally signed by

Antonio Molina  
Director Técnico

## Natural stone – Frost resistance (technological test)

REPORT Nº: 232940PN008D DATE: 13-03-2023

PAGE: 4/4

Set 2 before freeze-thaw cycles



Set 2 after 56 freeze-thaw cycles



Natural stone – Compressive strength

REPORT Nº: **232940PN009A** DATE: **13-03-2023**

PAGE: **1/2**

PETITIONER: **Kurun Kivi Oy**  
**Kapeentie 1245, 34260 Terälahti. (Finland)**


SAMPLE IDENTIFICATION:

Date of delivery **03-01-2023**  
Description **10 cubic specimens of nominal dimensions 70x70x70 mm**  
Commercial name \* **Ori Grey**  
Petrographic definition \* **Granite**  
Place of quarrying \* **Rappuvuori, Orivesi, Finland**  
Supplier \* **Kurun Kivi Oy**  
Sampled by \* **Petri Peltola (18-11-2022)**  
Planes of anisotropy \* **–**

\* Information declared by the petitioner

TEST METHOD: **EN 1926:2006 Natural stone test methods. Determination of uniaxial compressive strength**

Deviations **–**  
Specimen preparation **–**  
Conditioning **Drying in oven at 70±5°C to constant mass**  
Load direction **–**  
Place of testing **Centro Tecnológico del Mármol**  
Dates of testing **21-02-2023 / 24-02-2023**





## TEST REPORT

Centro Tecnológico  
del mármol

## Natural stone – Compressive strength

REPORT Nº: **232940PN009A** DATE: **13-03-2023**

PAGE: **2/2**

## RESULTS:

Specimen	<b>39</b>	<b>40</b>	<b>41</b>	<b>42</b>	<b>43</b>	<b>44</b>	<b>45</b>	<b>46</b>	<b>47</b>	<b>48</b>
Average width of faces, $\bar{l}$ (mm)	<b>71,3</b>	<b>71,2</b>	<b>72,3</b>	<b>70,7</b>	<b>72,2</b>	<b>70,7</b>	<b>71,4</b>	<b>70,6</b>	<b>72,2</b>	<b>70,5</b>
Height, $h$ (mm)	<b>71,3</b>	<b>70,7</b>	<b>70,9</b>	<b>71,2</b>	<b>71,2</b>	<b>71,3</b>	<b>71,2</b>	<b>71,4</b>	<b>70,8</b>	<b>70,9</b>
Breaking load, $F$ (kN)	<b>1090</b>	<b>1090</b>	<b>1080</b>	<b>820</b>	<b>1180</b>	<b>1100</b>	<b>1100</b>	<b>1090</b>	<b>1110</b>	<b>1060</b>
Compressive strength, $R$ (MPa)	<b>215</b>	<b>214</b>	<b>206</b>	<b>165</b>	<b>225</b>	<b>219</b>	<b>216</b>	<b>219</b>	<b>213</b>	<b>213</b>
Average compressive strength, $\bar{R}$	<b>211 MPa</b>									
Standard deviation, $s$	<b>17 MPa</b>									
Coefficient of variation, $v$	<b>0,08</b>									
Lower expected value, $E$	<b>174 MPa</b>									

Remarks: The uncertainties are calculated and at the client's disposal

## DISCLAIMER:

The laboratory is not responsible for the sampling or for the information declared by the client. The results refer only to the sample received at the laboratory, on the expressed date.

This report shall not be reproduced, except in full, without the written consent of the laboratory.

Digitally signed by

Antonio Molina  
Director Técnico



Natural stone – Flexural strength

REPORT Nº: **232940PN010**      DATE: **13-03-2023**      PAGE: **1/2**

PETITIONER: **Kurun Kivi Oy**  
**Kapeentie 1245, 34260 Terälahti. (Finland)**

SAMPLE IDENTIFICATION:

Date of delivery **03-01-2023**  
Description **10 specimens of nominal dimensions 300x50x50 mm**  
Commercial name \* **Ori Grey**  
Petrographic definition \* **Granite**  
Place of quarrying \* **Rappuvuori, Orivesi, Finland**  
Supplier \* **Kurun Kivi Oy**  
Sampled by \* **Petri Peltola (18-11-2022)**  
Planes of anisotropy \* **–**

\* Information declared by the petitioner

TEST METHOD: **EN 12372:2022 Natural stone test methods. Determination of flexural strength under concentrated load**

Deviations **–**  
Specimen preparation **–**  
Conditioning **Drying in oven at 70±5°C to constant mass**  
Load direction **–**  
Place of testing **Centro Tecnológico del Mármol**  
Dates of testing **22-02-2023 / 27-02-2023**





## TEST REPORT

### Natural stone – Flexural strength

REPORT Nº: **232940PN010**

DATE: **13-03-2023**

PAGE: **2/2**

#### RESULTS:

Specimen	49	50	51	52	53	54	55	56	57	58
Breaking thickness, $h$ (mm)	49,9	50,4	50,7	50,5	51,2	50,7	50,4	51,0	50,1	49,9
Breaking width, $b$ (mm)	51,7	51,4	51,3	50,4	51,0	51,9	50,3	51,1	51,3	51,1
Span, $l$ (mm)	250,0	250,0	250,0	250,0	250,0	250,0	250,0	250,0	250,0	250,0
Load increase (MPa/s)	0,24	0,24	0,24	0,24	0,23	0,23	0,24	0,24	0,24	0,25
Breaking load, $F$ (N)	5120	4810	4580	5200	5010	5310	5190	5090	5290	5180
Distance fracture to centre (mm)	4,1	0,3	6,9	5,0	7,3	4,2	2,9	1,9	12,0	5,9
Flexural strength, $R_{tf}$ (MPa)	14,9	13,8	13,1	15,2	14,1	15,0	15,2	14,4	15,4	15,2
Average flexural strength, $\bar{R}_{tf}$	14,6 MPa									
Standard deviation, $s$	0,8 MPa									
Lower expected value, $E$	13,0 MPa									

Remarks: The uncertainties are calculated and at the client's disposal

#### DISCLAIMER:

The laboratory is not responsible for the sampling or for the information declared by the client. The results refer only to the sample received at the laboratory, on the expressed date.  
This report shall not be reproduced, except in full, without the written consent of the laboratory.

Digitally signed by

Antonio Molina  
Director Técnico



Natural stone – Breaking load at dowel hole

REPORT Nº: **232940PN012B** DATE: **13-03-2023** PAGE: **1/2**

PETITIONER: **Kurun Kivi Oy**  
**Kapeentie 1245, 34260 Terälahti. (Finland)**

SAMPLE IDENTIFICATION:

Date of delivery **03-01-2023**

Description **10 slabs of nominal dimensions 200x200x34 mm with honed surface finish (exposed face)**

Commercial name \* **Ori Grey**

Petrographic definition \* **Granite**

Place of quarrying \* **Rappuvuori, Orivesi, Finland**

Supplier \* **Kurun Kivi Oy**

Sampled by \* **Petri Peltola (18-11-2022)**

Planes of anisotropy \* **–**

\* Information declared by the petitioner

TEST METHOD: **EN 13364:2001 Natural stone test methods. Determination of the breaking load at dowel hole**

Deviations **–**


Specimen preparation **–**

Conditioning **Drying in oven at 70±5°C to constant mass**

Load direction **–**

Place of testing **Centro Tecnológico del Mármol**

Dates of testing **27-02-2023 / 07-03-2023**





## TEST REPORT

### Natural stone – Breaking load at dowel hole

REPORT Nº: **232940PN012B** DATE: **13-03-2023**

PAGE: **2/2**

#### RESULTS:

Specimen	59	60	61	62	63	64	65	66	67	68
Thickness, $d$ (mm)	33	34	35	34	33	35	34	34	35	35
Breaking thickness, $d_1$ (mm)	12,7	13,5	13,2	12,2	12,4	13,3	13,0	12,5	13,8	13,1
Breaking load, $F$ (N)	2550	2650	2500	2800	2400	2850	2700	2700	2400	2600
Maximum fracture length, $b_A$ (mm)	47,3	44,4	60,5	50,0	38,3	41,6	54,3	52,4	55,8	50,0
Mean value of breaking load, $\bar{F}$	2600 N									
Standard deviation, $s$	150 N									
Lower expected value, $E$	2295 N									
Mean value of breaking thickness, $\bar{d}_1$	13,0 mm									
Mean value of maximum fracture lengths, $\bar{b}_A$	49,4 mm									

Remarks: The uncertainties are calculated and at the client's disposal  
The results of breaking load and standard deviation are expressed to the nearest 50 N

#### DISCLAIMER:

The laboratory is not responsible for the sampling or for the information declared by the client. The results refer only to the sample received at the laboratory, on the expressed date.

This report shall not be reproduced, except in full, without the written consent of the laboratory.

Digitally signed by

Antonio Molina  
Director Técnico



TEST REPORT

Natural stone – Slip resistance

REPORT Nº: **232940PN020A** DATE: **13-03-2023**

PAGE: **1/2**

PETITIONER: **Kurun Kivi Oy**  
**Kapeentie 1245, 34260 Terälahti. (Finland)**


SAMPLE IDENTIFICATION:

Date of delivery **03-01-2023**  
Description **3 slabs of 300x300x50 mm**  
Surface finish \* **Honed**  
Commercial name \* **Ori Grey**  
Petrographic definition \* **Granite**  
Place of quarrying \* **Rappuvuori, Orivesi, Finland**  
Supplier \* **Kurun Kivi Oy**  
Sampled by \* **Petri Peltola (18-11-2022)**

\* Information declared by the petitioner

TEST METHOD: **EN 14231:2003 Natural stone test methods. Determination of the slip resistance by means of the pendulum tester**

Deviations **–**  
Specimen preparation **–**  
Slider used **76,2 x 25,4 mm**  
Place of testing **Centro Tecnológico del Mármol**  
Dates of testing **16-02-2023 / 17-02-2023**





## TEST REPORT

### Natural stone – Slip resistance

REPORT Nº: **232940PN020A** DATE: **13-03-2023**

PAGE: **2/2**

#### RESULTS:

Specimen	69.1	69.2	70.3	70.4	71.5	71.6
Individual values of the slip resistance, in dry condition	66	66	66	66	66	66
Individual values of the slip resistance, in wet condition	35	34	34	35	35	35
Average slip resistance, in dry condition (SRV “dry”)	66		Uncertainty		± 3	
Average slip resistance, in wet condition (SRV “wet”)	35		Uncertainty		± 1	

Remarks: The expanded uncertainty is based on a standard uncertainty multiplied by a coverage factor  $K=2$ , which for a normal distribution provides a level of confidence of about 95%

#### DISCLAIMER:

The laboratory is not responsible for the sampling or for the information declared by the client. The results refer only to the sample received at the laboratory, on the expressed date.

This report shall not be reproduced, except in full, without the written consent of the laboratory.

Digitally signed by

Antonio Molina  
Director Técnico



TEST REPORT

Slip resistance (slipperiness)

REPORT Nº: **232940PN020J** DATE: **13-03-2023**

PAGE: **1/2**

PETITIONER: **Kurun Kivi Oy**  
**Kapeentie 1245, 34260 Terälahti. (Finland)**


SAMPLE IDENTIFICATION:

Date of delivery **03-01-2023**  
Description **1 natural stone slab of 300x300x50 mm**  
Surface finish \* **Honed**  
Commercial name \* **Ori Grey**  
Petrographic definition \* **Granite**  
Place of quarrying \* **Rappuvuori, Orivesi, Finland**  
Supplier \* **Kurun Kivi Oy**  
Sampled by \* **Petri Peltola (18-11-2022)**

\* Information declared by the petitioner

TEST METHOD: **EN 16165:2021 Determination of slip resistance of pedestrian surfaces - Methods of evaluation. Annex C Pendulum test**

Deviations **–**  
Type of slider used **57**  
Place of testing **Centro Tecnológico del Mármol**  
Dates of testing **16-02-2023 / 17-02-2023**





## TEST REPORT

### Slip resistance (slipperiness)

REPORT Nº: **232940PN020J** DATE: **13-03-2023**

PAGE: **2/2**

#### RESULTS:

Test conditions	Dry	Wet
Slipperiness measured towards 0°	65	33
Slipperiness measured towards 90°	64	32
Slipperiness measured towards 45°	66	35
Value of the slipperiness, <i>PTV</i>	64	32
Uncertainty	± 3	± 1

Remarks: The expanded uncertainty is based on a standard uncertainty multiplied by a coverage factor  $K=2$ , which for a normal distribution provides a level of confidence of about 95%

#### DISCLAIMER:

The laboratory is not responsible for the sampling or for the information declared by the client. The results refer only to the sample received at the laboratory, on the expressed date.

This report shall not be reproduced, except in full, without the written consent of the laboratory.

Digitally signed by

Antonio Molina  
Director Técnico